
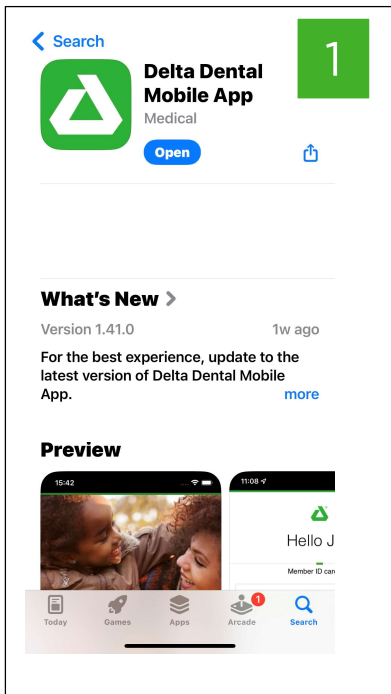


Delta Dental of Wyoming Mobile App – ID Card Instructions

Questions: 307-632-3313 or customerservice@deltadentalwy.org

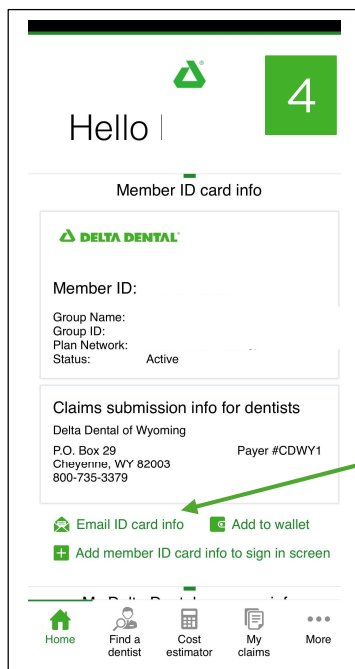
Download the Delta Dental Mobile App from the App Store



Click “Register” if you have not yet registered for an online account

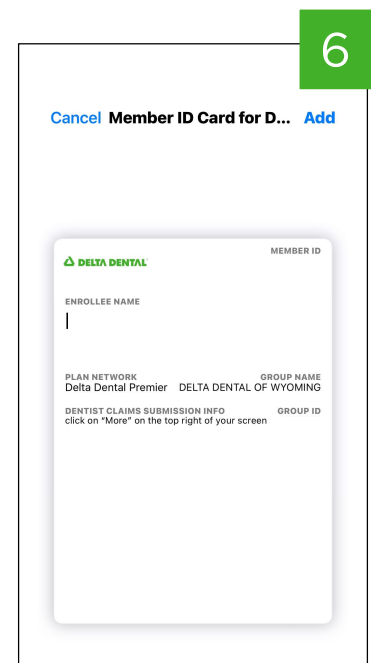
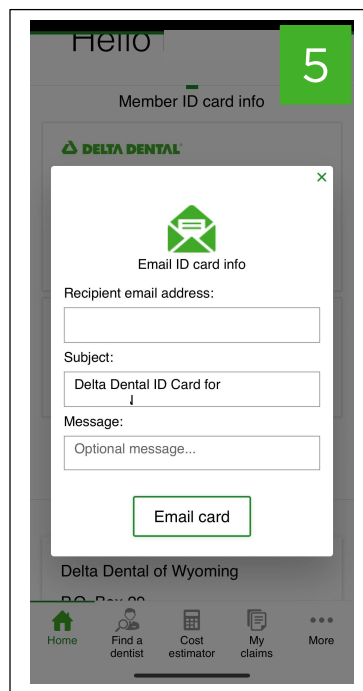
To Register you will need to complete the registration to have access to the app.

A screenshot of the 'Member registration' form. The form asks if the user is the subscriber or a covered dependent, with radio buttons for 'I am the subscriber' and 'I am a covered dependent'. It then asks for first name, last name, member ID, date of birth, and zip code. A green box with the number '3' is in the top right corner. A callout box points to the 'Member ID' field with the text: 'Your member ID may be your: SSN or Delta Dental Subscriber ID'.



Once you have Registered or if you already have an account and have logged in, it will bring you to this screen with your information.

You can click “Email ID card info” and it will bring up a box for you to email your card.



You can then see your ID card; screen shot it or add it to your phone wallet.